

UNLOCK!

EPIC ADVENTURES

THE
DRAGON'S
SEVEN TESTS

STEP BY STEP
SOLUTIONS

DIFFICULTY LEVEL:

IMPORTANT:
DO NOT READ
BEFORE PLAYING!

THE 7 TESTS

- Master Li's message invites you to count the number of nails on the door. There are 17 visible ones and 10 hidden under the piece of paper and the boxed text. Therefore, there are 27 nails in total. Take card .




- Take each of the cards whose numbers are on the teapot , , and .

- Place the fan as shown opposite. On the back of the cards, you have formed a wind rose. North is signaled by the letter "N" and east is signaled by a "?". The word "east" starting with the letter "E", take card .



- This structure represents a Yi King oracle! Use the app's dedicated button to recreate it: long, long, long, double, long, long. Take cards and .

- The words of the peddler are a Yi King oracle. Use the app's dedicated button to recreate it: long, double, long, long, double, double. Take card .



- The beggar makes a reference to the mahjong tiles: at the crossroad is the 8-flower tile. Take card .

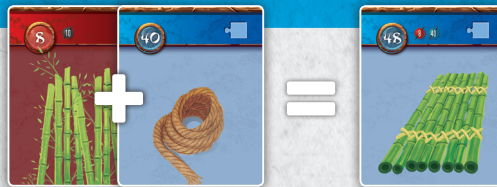


THE 7 TESTS (CONT'D)

- ▶ Make a raft with the bamboos and rope:


$$8 + 40 = 48$$

Take card 48.



- ▶ Cross the lake by raft: $12 + 48 = 60$.

Take card 60.




- ▶ Enter in machine 60 and reproduce the shadows as shown opposite.

Take card 31.



- ▶ Listen carefully to the music, it is a Yi King oracle. Use the app's dedicated button to recreate it: long, long, double, long, long, double.

Take card 11.



- ▶ There is a hidden 35 on the left side of the capital's wall (11).

Take card 35.




- ▶ Enter in machine 35, there are 6 bricks which must be pressed in order, and the 8-flower symbol (mahjong tile). The flowers gave you access to the to the card with bamboos, so look for the mahjong tiles depicting bamboos and press the corresponding bricks, going from the tile depicting 1 bamboo to the tile depicting 6 bamboos.

Take card 29.



- ▶ The lanterns of card 68 are a Yi King oracle. Use the app's dedicated button to recreate it, from top to bottom: double, long, long, double, long, long.

Take card 66.



THE 7 TESTS (CONT'D)

- ▶ If you recreate the same dragon as of card **59** the numbers 8 and 7 will form. Take card **87**.



- ▶ Card **66** is a Yi King oracle. There are 6 identical cards to this one, so double. Use the app's dedicated button to recreate it: double, double, double, double, double, double. Take card **98**.



- ▶ For machine **98** the solution resides in coordination, communication, and listening to each other. Take card **C**.



B4 Menu	L7 Menu	P9 Menu	A4 Menu	Y2 Menu	S8 Menu
B: Pork	L: Chicken	P: Beef	A: Pork	Y: Shrimps	S: Beef
EVEN NUMBERS Lower than 6: With Noodles 6 or more: With Rice	ODD NUMBERS Greater than 5: With Veggies 5 or less: With a Soup	ODD NUMBERS Greater than 5: With Veggies 5 or less: With a Soup	EVEN NUMBERS Lower than 6: With Noodles 6 or more: With Rice	EVEN NUMBERS Lower than 6: With Noodles 6 or more: With Rice	EVEN NUMBERS Lower than 6: With Noodles 6 or more: With Rice
Red: Swap Noodles for Rice	Blue: Add Ginger	Yellow: Add Soup	Green: Combine Blue with Black Blue: Add Ginger Black: Replace Meat with Veggies	Purple: Combine Red with Yellow Yellow: Add Soup Red: Swap Noodles for Rice	Yellow: Add Soup
Pork + Rice 	Chicken + Veggies + Ginger 	Beef + Veggies + Soup 	Veggies + Noodles + Ginger 	Shrimps + Rice + Soup 	Beef + Rice + Soup

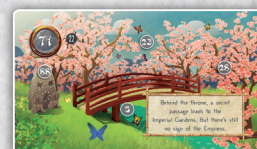
- ▶ The scrolls (**76**) are a Yi King oracle. The black line on the central scroll means that it is double. Use the app's dedicated button to recreate it: long, long, double, long, long, long. Take card **20**.



- ▶ The tiger and rooster symbols of card **20** are engraved on the columns of card **75**. If you place the tips of the chopsticks (**87**) on each of the symbols, the opposite end of the chopsticks gives you the password: "eternal glory". Enter in machine **15** and say "eternal glory" out loud. The machine has speech recognition. Take card **22**.



- ▶ The symbols on the wall have a meaning, but only if you take the lower left quart (the top of the wall gives you a hint). So, you can read « 24 + 47 ». 24 + 47 = 71. Take card **71**.



THE 7 TESTS (CONT'D)

- ▶ Enter in machine **88**. Here, the number of butterflies, flowers, and fish is irrelevant. What matters is their positioning: the butterflies form the number 3, the flowers form the number 8, and the fish form the number 6. So, press 3 times the butterfly symbol, 8 times the flower symbol, and 6 times the fish symbol. Take card **99**.



- ▶ Place the cards referred to by the Empress as shown opposite. All are Yi King oracles:

A direction, card **€**;

A travel, card **26**;

A wave, card **31**;

An enlightenment, card **68**;

The forbidden, card **66**;

And knowledge, card **76**.

The 6 cards form a new oracle! The cards whose illustration is horizontal are long lines and the others are double lines. Use the app's dedicated button to recreate the oracle: long, double, double, long, long, long. Take card **30**.



- ▶ What remains to be known is who should get this coin. The beggar seems to be the neediest one: **30** + **65** = **95**. Take card **95**.



- ▶ Enter in machine **95** and don't rush to answer. Have no fear! You can't go wrong. However, among these qualities, the one you have really demonstrated throughout this adventure is undeniably perseverance. So, go ahead and press the "perseverance" button.

Congratulations to you all! You proved yourselves to be worthy of becoming Master Li's disciples. Keep up the good work!

