



HOLLYWOOD CONFIDENTIAL

Difficulty Level:

Marlowe's Disappearance

- ▶ Your boss has suddenly disappeared, and you must find him. Marlowe was typing a letter on his typewriter **8**. One of the keys is covered by a piece of paper. The "S" key is the only one you cannot make out. Take card **S**.



The (Wrong) Communist Lead

- ▶ Does Marlowe's disappearance have anything to do with the communist flyer **53** that had slipped between the cushions? You should turn your attention to the open, blood-stained phone book. You now have access to the dedicated Phone Book button in the app, which allows you to travel to various locations. Enter the location mentioned in the flyer: "Phil's Diner" Take card **D**.



- ▶ Once at the vandalized diner **D**, you can't miss the hidden number (30) in the shattered window pane. Take card **30**.



- ▶ Hand the communist flyer **53** to the old man standing in front of the diner: **30**. $53 + 30 = 83$. Take card **83**.



- ▶ The old man **83** from the diner tells you that you may find some info at the docks. Press the app's dedicated Phone Book button, and enter "docks" Unfortunately, this lead is a dead end.




The Finnegan Lead

- ▶ You also found a special police .38 caliber bullet **2** in Marlowe's office. This indicates the cops must have been here. Press the app's dedicated **Phone Book** button and enter **"police"** to visit the LAPD central division. Take card **35**.



- ▶ There is hidden number behind the police officer. Take card **64**.




- ▶ The LAPD was in charge of the Marlowe case **64**; that is, until a certain Detective Finnegan was removed from the case and it was taken over by the FBI. Continue your investigation by pressing the app's dedicated **Phone Book** button. If you enter **"FBI,"** you will only be wasting your time. However, if you enter the detective's name («Finnegan»), a list of names will appear. The correct Finnegan is Sam, as his name was mentioned in the introduction card. Press **"Sam Finnegan"**, then confirm. Take card **66**.



- ▶ You roll up your sleeves **22** and grab the detective **66**, threatening to rough him up if he refuses to answer your questions: **22** + **66** = **88**. Take card **88**.



- ▶ Lieutenant Finnegan confirmed that the communist lead was falsified, but the FBI still refuses to talk to you. Maybe it's time to take a closer look at Marlowe's camera **4**, which contains a roll of used film. Press the app's dedicated **Phone Book** button. Then, enter **"photo"** or **"photographer"** to find a store address where the film can be developed. Take card **19**.



Marlowe's Camera

- ▶ Leave Marlowe's camera **4** at the store **19** to have the film developed: $4 + 19 = 23$.
Take card **23**.



- ▶ In one of the developed pictures **23** you can make out a sign reading "BLUE ROOM". Press the app's dedicated Phone Book button, and enter "BLUE ROOM" to find the club's address.
Take card **71**.



The Blue Room

- ▶ The bouncer **71** is intimidating and will not let you in easily. He might change his mind if you give him 10 dollars **10**: $71 + 10 = 81$.
Take card **81**.



- ▶ When you enter the club, you need to wait for the singer's curtain call to finish **16**. In the meantime, you decide to enjoy the music. Once the song is over, look at your device: you find yourself in front of the singer's dressing room. Knock 3 times on your device screen and the singer will open the door and invite you in.
Take card **55**.




- ▶ Once in her dressing room, you show the singer **55** the developed pictures **23**: $55 + 23 = 78$.
Take card **78**.



The Hollywood Nightlife

- ▶ Press the app's dedicated Phone Book button. To track down the name that the singer mentioned, you'll need to find the right newspaper. Enter "newspaper" to find the right one. Only one of them seems to match what are looking for: a tabloid called "Hollywood Nightlife". Select that entry, then confirm. Take card .



- ▶ Once in the Hollywood Nightlife offices, you show the secretary the developed pictures : $63 + 23 = 86$. Take card .



Irina Nevski

- ▶ The secretary has given you a lead to seek out Irina Neveski, the wealthy wife of Charles Forest. Press the app's dedicated Phone Book button. Type "Irina Nevski" in the hope of finding her address. Your search comes up empty; however, you find a torn piece of paper mentioning her name. Take card .



- ▶ If you assemble the two fragments and , you recreate the following message:
Villa Nevski
Head N.E. (1) then turn W (2)
Small path to the N (3) then take
the large roundabout (4) exit opposite
Continue N (5) then the villa
is to the E (6).
 You obtain the number **57** by drawing the directions leading you to Irina Nevski's villa. Take card .



- ▶ You show the pictures to the princess : $23 + 57 = 80$. Take card .



Charles Forest

- ▶ The Hollywood Nightlife secretary (86) has also put you on the trail of Charles Forest, the owner of Forest Movies Studios. Press the app's dedicated Phone Book button. Then, enter "Forest Movies" to find the studios' address. Take card (20).



- ▶ Give the pass given to you by Princess Nevski (54) to the Forest Movies Studios' watchman (20). $54 + 20 = 74$. Take card (74).



- ▶ You head to the office of Mr. Forest's secretary (A), where you learn that Charles Forest has just left. However, you find a notepad (7) there, which may hold vital information. You darken the blank page with your pencil (42) to reveal what Charles had written on the previous page: $7 + 42 = 49$. Take card (49).




Moretti's Gang

- ▶ Thanks to the note (49), you now know that Moretti and his gang (9) are involved in the reel theft. So, you decide to go back to The Blue Room to interrogate Moretti about the note Forest had written. $49 + 9 = 58$. Take card (58).



- ▶ Moretti and his gang drag you outside, and a gunfight breaks out. Access machine (58). You must tap each of the mobsters (but must avoid the innocent passers-by at all costs!) When the police arrive, the mobsters run away. During the chaos, one of them dropped a money clip. Take card (12).




Jessica Klissman


- ▶ You notice that one of the names on the movie poster (67) matches the initials found with the money clip: Jessica Klissman. She must be the woman the singer (78) told you about, and the one you saw with Charles Forest in the developed photographs. If you haven't done so yet, press the app's dedicated Phone Book button and enter "Jessica Klissman" to get the address of Charles Forest's mistress. Take card (13).



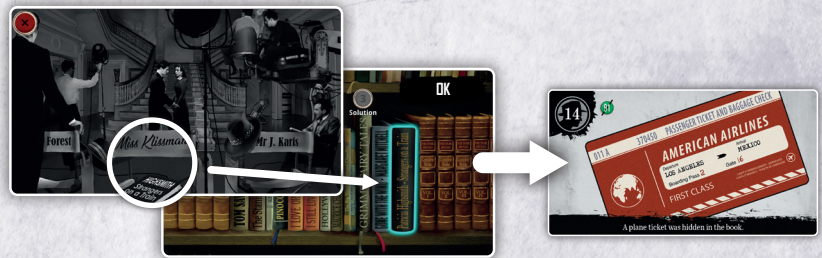
- ▶ Thanks to the piece of paper stuck in the money clip (12), you have Jessica's address (13) and apartment number (33): $13 + 33 = 46$. Take card (46).



- ▶ The door (46) to Jessica Klissman's apartment is locked. You ram it with your shoulder (22), sending it flying open. $46 + 22 = 68$. Take card (68).



- ▶ You decide to take a look at Jessica's bookshelf. Access machine (91), then select the book "Strangers on a Train," which you remember seeing on Ms. Klissman's chair (in the last frame from the footage (96) the technician showed you in the editing room); press OK. Take card (14).



Los Angeles Airport

- ▶ You find a plane ticket (14) inside the book. Chances are Charles Forest is at the airport. Press the app's dedicated (Phone Book) button and enter "Airport" to get there. Take card (26).



- ▶ Once at the airport (26), go to gate 16, terminal 2, as indicated on the plane ticket (14): $26 + 2 + 16 = 44$. Take card (44).



- ▶ You arrive at gate 16 terminal 2. Charles Forest must be somewhere around here. Access machine (44) and identify Forest among the crowd. Select the hat you saw on Forest's chair (in the last frame from the footage (96) the technician showed you in the editing room), then press OK. Take card (Z).



The Movie Reel


- ▶ Charles Forest **(Z)** tells you that Moretti does indeed have the movie reel, and now you know where to find him. Press the app's dedicated **(P)** Phone Book button and enter "Casa Mario" to get there. Take card **(P)**.



- ▶ Casa Mario is closed, but you spot a hidden number (11) in the trash can. Take card **(11)**.



- ▶ This copy of *Hollywood Nightlife* **(11)** full of cut-out holes is intriguing, to say the least. You know that Moretti's gangsters cut out letters and words in newspapers **(1)** for communicating anonymously. You must put them in order (HOLLYWOOD - Y - MOVIE - THE - REEL - THE - IS - BURIED - SIGN - UNDER - OF - THE) to understand their latest message: **The reel is buried under the Y of the Hollywood sign.** Press the app's dedicated **(P)** Phone Book button and enter "Hollywood." Take card **(69)**.



- ▶ Once under the Hollywood sign, access machine **(69)**, place the shovel under the Y, then press OK to confirm.



The soil seems looser here. You dig and find the reel you have been searching for! **CONGRATULATIONS!** Princess Nevski is delighted, and she rewards you handomely. She can finally get rid of her awful husband and divorce him. With her help, you give the FBI all the evidence they need to clear Marlowe. Thanks to you, he is a free man. Back at your shabby office, the phone starts ringing again. You're back in business!