



NEW YORK


- ▶ Your adventure starts in the newsroom. Do not dwell on the cat or real estate sections. What matters to you, and more importantly to your editor-in-chief is the article about the Railroad Baroness .

$$\text{49} + \text{+31} = \text{80. Take card } \text{80}.$$



- ▶ The editor-in-chief then gives you a state-of-the-art camera and a train ticket . The ticket indicates the cities of departure and arrival: **New York - Los Angeles**. The trip NY - LA is also on the back of one of the cards.

Take card .



- ▶ Now that you have found the train, you need to find your car. On card you see a series of numbers (68, 69, and 70) corresponding to the cars. And each of them has 10 seats. Your seat is #57. Continuing this numerical sequence, in car 71 are seats 41 through 50, and in car 72 are seats 51 through 60. Take card .



WALTER BAKER

- ▶ In the bar car, you meet Walter Baker . Reading his description on card you learn that he is passionate about hunting, specifically birds. Go to cabin and, through the window, take a picture of the bird using the button in the app. Take card .



- ▶ Show Walter the picture you took of the bird to make him talk to you. Listen carefully to what he says as this is a clue for later on.

$$\text{24} + \text{39} = \text{63. Take card } \text{63}.$$



- You must distract Walter's henchmen. To do so, spot hidden number (1) on the matchbook 10. This lights a match. Use that match to set the newspaper on fire:

$$46 + 1 = 47. \text{ Take card } 47.$$



- Throw the burning newspaper 47 into the cabin 15. The smoke will drift through the ventilation duct into the cabin next door 14.

$$47 + 15 = 62. \text{ Take card } 62.$$



- The henchmen leave their cabin, and you take this opportunity to look at the briefcase. It is locked with a code. Machine 62 shows four dials that you can turn. Put the symbols mentioned in Walter's story 63 in order: HUNTERS, DEER, LEAF, then PARTRIDGE.

To confirm, press the OK button. Take card F.




- Excellent! You have opened the briefcase. Walter's henchmen will come back any moment now. You have no time to read the document, but you can take a picture using the button in the app and thus, keep a record. Take card 53.



- You learn from the text you photographed 53 that Roy's and Walter's lines form only one as of now. By merging the pink lines (card T - Roy) with the yellow ones (card T - Walter) of card M, you can see number 51. Take card 51.







SAINT LOUIS

- ▶ On platform , you witness two people exchanging something behind Walter, who partially blocks your view. To get a better look at the scene, toss the cookies to the dog. Making a run for them, the dog pulls on his leash and sweeps his master along, thus clearing your field of vision.



 +  = . **Take card** .



- ▶ These two people  seem to be up to something. Take a picture  as proof of this suspicious exchange. **Take card** . The app then alerts you to the imminent departure of the train to Santa Fe. **Take card** .



GRACE BAKER






- ▶ In the bar car, you meet with Grace Baker . Help her determine the number of bridges necessary for building the final structure. Considering that the bottom layer of each pyramid in the sequence has one extra bridge than the one before, you add $6+5+4+3+2+1$ to get your answer: 21 bridges. **Take card** .



- ▶ You decide to tell Grace that something is happening behind her back. You show her the picture of the agreement between Roy and Baker.





 +  = . **Take card** .



- ▶ Grace  gets mad and prohibits the train from using her railroad. To find the fastest route between Saint Louis and Santa Fe, disregard the green lines ( - Grace) and count the rectangles on the  and  railroads. Two routes are possible: the southbound one (going through Little Rock) has 13 rectangles, while the northbound (going through Omaha) has only 12. **Take card** .



SANTA FE

- ▶ On the platform in Santa Fe , you catch a glimpse of a man leaving the train hastily. Take a picture of him  before he gets out of sight. **Take card** . The train is about to leave for Los Angeles, **take card** .



MS. SMITH

- Aboard the train, you engage in conversation with Ms. Smith, whom you recognize from the picture . Show her the picture you took on the platform in Saint Louis to find out more about the exchange:

$$\text{card } 40 + \text{card } 42 = \text{card } 82. \text{ Take card } 82.$$



- Ms. Smith cuts the conversation short and leaves. Take a picture of her purse as it holds something suspicious. **Take card** .



- Inside car , Grace and Walter are arguing about Roy. Show them picture . You may have recognized Roy's shoe in the shot (also visible on cards and , $\text{card } 4 + \text{card } 19 = \text{card } 23$. **Take card** .



- You hear an alarming noise between cars and . To find out what is happening, **take card** . You can see that the cars form hidden number 33 as they split. **Take card** .



- Ms. Smith has unhooked the cars, and the locomotive is out of control. To stop the train, you must get to the locomotive. Remember the text on card , which reads: "In the front car, Walter and Grace...". The locomotive is placed immediately in front of car 19 and can only be car . Also, a locomotive being depicted on the back of card confirms that hypothesis. **Take card** .

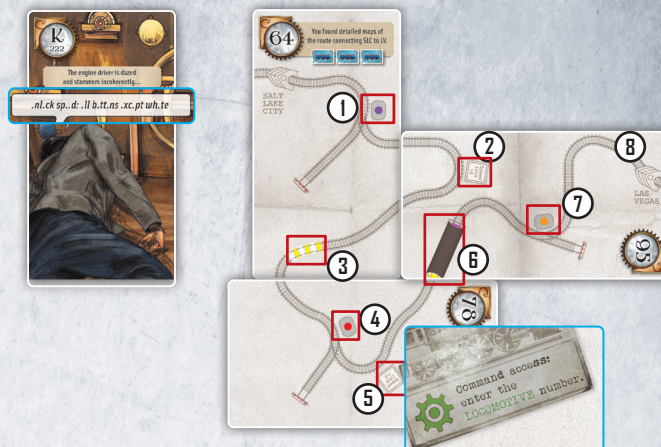


IS THERE AN ENGINE DRIVER IN THE LOCOMOTIVE?

- The engine driver is dazed. You are on your own. You must find out which railroad you are on. Currently, you are somewhere between Salt Lake City and Las Vegas. Spot that section on map . It is composed of 3 blue rectangles. On the back of the remaining cards, you notice that three of them depict a blue car. **Take cards** , , and .




- Recreate the SLC-LV route map and enter the locomotive number as shown on card 78. The locomotive is card 20: open machine 20 in the app. Before using it, you must understand what the engine driver K tells you: “Unlock speed: all buttons except white.” So, press all buttons except the white one to adjust the speed.



- You must use machine 20 for the route below. Here are the steps you need to follow to reach Las Vegas safely:

- ① Push the purple lever to the left;
- ② Turn the wheel to reduce the speed to three;
- ③ Press the buttons in the following order: Yellow, white, yellow, white, yellow, and white;
- ④ Push the red lever to the left;
- ⑤ Turn the wheel to reduce the speed to two;
- ⑥ The train enters a tunnel. It is difficult to see the buttons, but you can manage! You must press the buttons in the following order: yellow, purple, yellow, purple, yellow, and purple;
- ⑦ Push the orange lever to the left;
- ⑧ Reduce the speed to zero to stop the train in the station.



For each correct handling, you get a green light.

You have the scoop of your career. Putting together all the elements of your investigation, you write the article about the sensational Railroad Tycoons case. Your article makes the headlines of the *New York Times*.

CONGRATULATIONS!

