

UNLOCK!

HEROIC ADVENTURES

INSERT COIN
STEP BY STEP SOLUTIONS

DIFFICULTY LEVEL:

**IMPORTANT:
DO NOT READ BEFORE
PLAYING!**

THE ATTIC

- ▶ After searching the attic for the 6 visible cards, use the headlamp helmet to light the darkest area of the attic (15). Access machine (39) in the app and scan card (15). Take a close look at the card: you will see the hidden number 10. Take card (10).



- ▶ You found a coin!
Insert it in the machine $10 + 82 = 92$.
Take card (92).

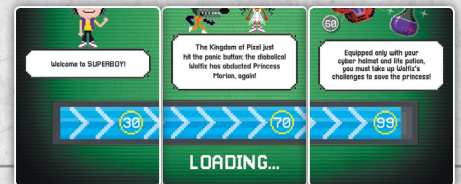


- ▶ Look at the high scores: the word "CODE" word is written vertically in the third column. Then, look at the sixth column and you'll get the code!
Enter 5938 in the app.
Thus, you get card (0).



THE ARCADE MACHINE

- ▶ Finish downloading: take cards (30), (70), and (99), then the cyber helmet (60) and the life potion (69).



- ▶ Spot the hidden number 52 among the roots. Prenez la carte (52).




- ▶ GAME OVER!
No, just kidding... Put the cyber helmet on (60) and scan the gray (5) to turn it into a red (5). Add the life potion (69) to it and here you go again! $5 + 69 = 74$.
Take card (74).



THE ARCADE MACHINE (CONT'D)

- Place cards **99** and **96** next to each other (make sure to align both parts of the hole). You will notice that the pipe allowing you to get out is made of **+31** and **+46**. $+31 + +46 = 77$. Take card **77**.




- To open the chest, you must pivot it. Then, you can see number 38. Take card **38**.



- You can use your sword, which has a **+5** blue modifier. Strike the gorilla once, and it will lose 1 heart. So, you must strike it three times: $12 + 5 + 5 + 5 = 27$. Take card **27**.




- On card **37**, blocks are falling down the middle of the screen. They form number 35 if you extend their fall. Take card **35**.



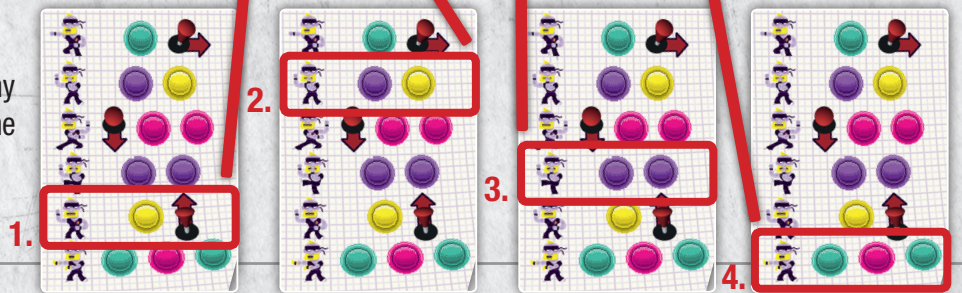
- Blow the wall of blocks up with the barrel of explosives: $35 + 51 = 86$. Take card **86**.



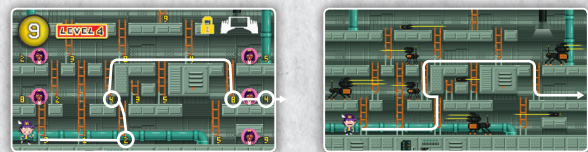
- First, place cards **H**, **I**, **T**, and **S** in the correct sequence: according to the timer (or the health bar). Then, you are told to cheat. Take the CHEAT CODE card.



- In machine **26**, enter the four correct key combinations according to the enemy movements. (Make sure you activated the arcade machine first: code 5938.) Thus, you get card **9**.



- Scan card **9** with machine **60** and you will be able to make your way through while avoiding shots. The path for joining the princess is the following: 2, 4, 8, and 4 (ladders and path numbers). Enter code 2484 in the app. Thus, you get card **14**.



- Throw the banana peel at the feet of the Mechanister! $7 + 21 = 28$. Take card **28**.

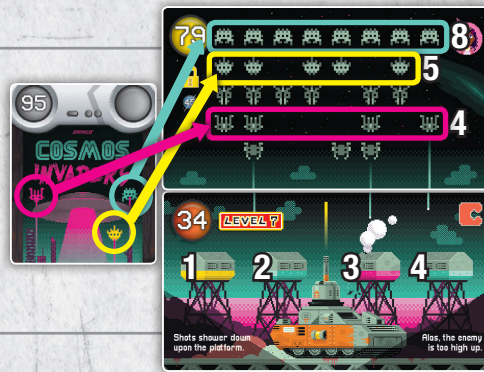


THE ARCADE MACHINE (CONT'D)

▶ Are your enemies too high up? No muss, no fuss! Use your spring! **45** + **34** = **79**.
Take card **79**.



▶ Look closely at the poster (**95**). These are the same invaders as the ones on card **79** except that they are colored. Count the number of invaders in each color and sort them in the sequence of buildings in the same color. You will thus obtain 5, 8, 4, and 8. Enter code 5848 in the app. Thus, you get card **41**.



▶ “But only players that have successfully completed all levels will be allowed to move forward.” Have you completed them? Look at the Level cards, you still need Level 5!



▶ Go back to Level 4, you have to find the hidden level. To that end, take again the path leading to ladder 9 which goes beyond the card. You will obtain code 2449. Enter it in the app. Thus, you get card **23**.



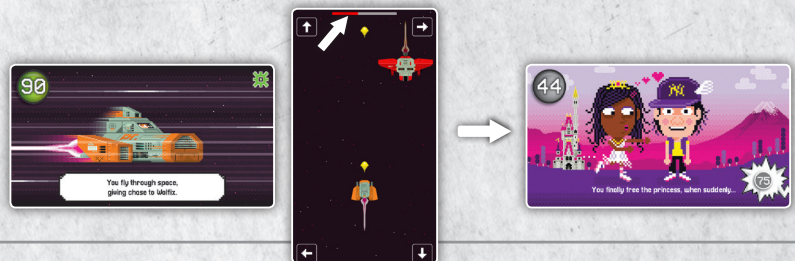
▶ Here is Level 5! Creep into the box to avoid the lasers and place card **98** on card **23** (make sure to align both floors). If you properly match the lasers, you should obtain number 47.
Take card **47**.



▶ Fly through space with your ship! **41** + **47** = **88**.
Take card **88**.



▶ In machine **90**, you have to avoid Wolfix's ship and hit it with as many shots as possible. Once his life bar is empty, you will be instructed to take card **44**.



▶ Oh, no! Dinner's ready... You're ordered to “turn it off and come eat!” Leave the application by pressing the cross on the upper right side or press Pause and access the credit screen! (If you didn't defeat Wolfix, you won't be able to turn it off!)

GG! You've completed the game!

